



TripleLynx Inverter Range

The benchmark solar inverter from Danfoss
3 phase – Transformerless – 10, 12.5 and 15 kW





98%

Maximum power all day

TripleLynx inverters are designed to deliver maximum yield in all conditions. With a peak efficiency of 98% the TripleLynx inverter boasts class leading performance, with virtually no energy loss.

The weighted EU efficiency is >97% and is the result of a component layout designed for optimum power output.

Advanced digital algorithms ensure high MPP tracking efficiency across a broad voltage area: 99.9% in steady conditions and 99.6% in dynamic conditions.

Each TripleLynx inverter is packed with high grade semiconductor technology, such as Coolmos and Silicon Carbide, integrated in Danfoss' own power module.

The transformerless design, advanced electronics and optimised internal connections reduce unnecessary loss inside the inverter.

This means that you can rely on the TripleLynx to harvest all the energy of the PV modules.

Feature highlights

- 98% maximum efficiency
- 99.9% MPP tracking efficiency
- Transformerless design
- High grade semiconductors



The TripleLynx inverter is designed for high performance and is the first string inverter to combine a 1000 Voc input range, 250-800 V range and multiple DC input in a single unit.

1000 Volt input enables you to use more modules in series. This means that the number of strings can be reduced, resulting in significantly lower installation costs.

Multiple DC input also adds flexibility and allows you to design with any number of strings. For example, if you have 4 strings where one is different from the rest, you can couple 3 in parallel to two inputs and one individually to the third input without problems. The inverter will automatically configure itself for optimum operation.

The large MPP window, combined with efficient tracking, ensures high conversion efficiency across the entire voltage area.

Broad operation specifications, extreme efficiency and ease of use make TripleLynx string inverters an excellent alternative to central inverters, suitable for installations from 10 kW up to several MW.



Drive down system costs

1000 V





Feature highlights

- 1000 V input
- Three string design for added flexibility
- Reduced cable costs
- Easy installation
- Excellent alternative to central inverter



Three string input ensures flexibility while the DC switch and cable guard allow for safe and easy installation


TripleLynx Inverter




Conventional string inverter



The string length of the TripleLynx inverters is up to 60% longer than that of conventional string inverters.



The large mpp window, combined with efficient tracking, makes the TripleLynx attractive for both commercial and industrial applications. 1000 V input enables more panels to be connected in series, compared to typical inverters.

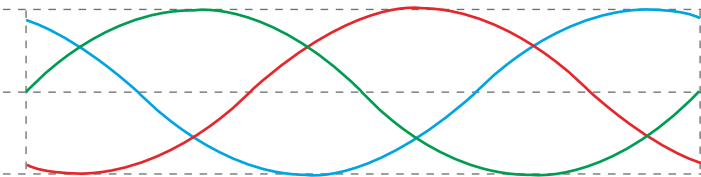


3 phase

Balanced 3 phase output ensures that TripleLynx inverters comply with utility standards. No current flows in the neutral conductor under balanced voltage conditions, which reduces losses on the AC side compared to three single phase inverters.

A significant advantage is that only one inverter is required for three phased output, which makes installation both easier and cheaper than installing three single phase inverters.

Even if one or more strings fall out, the TripleLynx will continue to deliver three phase output unaffected.



Three-phase output guarantees a stable power supply.

Feature highlights

- Only one inverter required for three phase output
- One inverter for 16 countries
- Lower installation costs
- Long life

Simplified and Standardised

Deceptively simple design

The internal layout of the TripleLynx inverter is a study in order and efficiency. Each and every component is placed precisely in order to secure the shortest and most efficient flow of power from the PV modules to the utility grid.

A special cooling system based on a die-cast body frame removes heat effectively through fan cooling, which automatically adjusts itself to the ambient conditions.

The power modules are designed by Danfoss Silicon Power in Germany. Applied on the heat sink, the power modules provide a well-defined thermal environment for the power transistors. In addition, the power capacitors are placed in the coolest areas of the inverter, lowering the operating temperature and ultimately extending the inverter's life considerably.

Connect the easy way

Due to the fact that TripleLynx inverters are all equipped with an integrated communication board, owners have the option to connect external sources, such as sensors and alarms, directly to the inverter. By connecting a WEB logger, the system can be monitored from any location in the world. All Danfoss inverters communicate interchangeably through RS485.

The award winning keypad with LCD display is not only easy to read; it also makes installation and setup easy in any of the 16 countries the TripleLynx is configured for when it leaves Danfoss.



Danfoss' own power modules ensure optimum performance



The keypad is easy to read and easy to use and is based on the award winning design that is widely praised for its user friendliness.



	TLX 10 k	TLX 12.5 k	TLX 15 k
Specification:			
Max power DC	10300 W	12900 W	15500 W
Nominal power AC	10000 W	12500 W	15000 W
Max power AC	10000 W	12500 W	15000 W
Max efficiency	98%	98%	98%
Euro efficiency	> 97%	> 97%	> 97%
Power factor	> 0.97 at 20% load	> 0.97 at 20% load	> 0.97 at 20% load
Turn on power	20 W	20 W	20 W
Turn off power	15 W	15 W	15 W
Standby consumption	10 W	10 W	10 W
Night consumption	< 5 W	< 5 W	< 5 W
Voltages:			
Max voltage DC	1000 V	1000 V	1000 V
Nominal voltage DC	700 V	700 V	700 V
MPP voltage range – nominal power	430-800 V	430-800 V	430-800 V
MPP start up voltage	250 V	250 V	250 V
Turn off voltage DC	245 V	245 V	245 V
AC Voltage range	3x400 V +15-20%	3x400 V +15-20%	3x400 V +15-20%
Grid frequency	50 ± 5 Hz	50 ± 5 Hz	50 ± 5 Hz
Currents:			
Max current DC	2x12 (24) A	3x10 (30) A	3x12 (36) A
Nominal current AC	15 A	19 A	22 A
Max current AC	15 A	19 A	22 A
Distortion (THD%)	< 4%	< 4%	< 4%
Other:			
Dimensions (L,W,H)	700x525x250 mm	700x525x250 mm	700x525x250 mm
Weight	35 kg	35 kg	35 kg
Acoustic Noise level	56 dB(A)	56 dB(A)	56 dB(A)
Operation temperature range	-25..60°C (>45°C derating)	-25..60°C (>45°C derating)	-25..60°C (>45°C derating)
MPPT efficiency (static)	99.9%	99.9%	99.9%
MPPT efficiency (dynamic)	99.6%	99.6%	99.6%
Overload operation	Change of operating point	Change of operating point	Change of operating point
Grid surveillance	Three phase monitoring	Three phase monitoring	Three phase monitoring
Mounting recommendation	Wall bracket	Wall bracket	Wall bracket
IP	IP 54	IP 54	IP 54
Isolation monitoring	included	included	included
Standard:			
Serial Communication	RS485	RS485	RS485
Potential free contact	x 2	x 2	x 2
Sensor input	x 2 (temperature, irradiation)	x 2 (temperature, irradiation)	x 2 (temperature, irradiation)
Energy meter	S0 input	S0 input	S0 input
Options:			
Modem	GSM	GSM	GSM
Datalogger	Weblogger	Weblogger	Weblogger
Normative references:			
Directive LVD	2006/95/EC	2006/95/EC	2006/95/EC
Directive EMC	2004 / 108 / EC	2004 / 108 / EC	2004 / 108 / EC
Safety	EN 50178	EN 50178	EN 50178
EMC immunity	EN 61000-6-1	EN 61000-6-1	EN 61000-6-1
	EN 61000-6-2	EN 61000-6-2	EN 61000-6-2
EMC emission	EN 61000-6-3	EN 61000-6-3	EN 61000-6-3
	EN 61000-6-4	EN 61000-6-4	EN 61000-6-4
Utility interference	EN 61000-3-2 / -3	EN 61000-3-11/-12	EN 61000-3-11/-12
Functional safety, anti-islanding	DIN VDE 0126-1-1	DIN VDE 0126-1-1	DIN VDE 0126-1-1
CE	Yes	Yes	Yes
Utility characteristics	IEC 61727	IEC 61727	IEC 61727
	EN 50160	EN 50160	EN 50160
Italy	DK5940	DK5940	DK5940
Spain	RD1663	RD1663	RD1663
Spain	RD661	RD661	RD661

Per August 2008

Danfoss Solar Inverters A/S

Jyllandsgade 28
 DK-6400 Sønderborg
 Denmark
 Tel: +45 7488 1300
 Fax: +45 7488 1301
 E-mail: solar-inverters@danfoss.com
 www.solar-inverters.danfoss.com

Danfoss can accept no responsibility for possible errors in catalogues, brochures and other printed material. Danfoss reserves the right to alter its products without notice. This also applies to products already on order provided that such alterations can be made without subsequential changes being necessary in specifications already agreed. All trademarks in this material are property of the respective companies. Danfoss and the Danfoss logotype are trademarks of Danfoss A/S. All rights reserved.